



Workflow WEDNESDAYS

Max My Sync

Topic: Med Sync Overrides and Short Fill Opportunities

Presenters: Chelsea Anderson, CPhT, Chief Financial Officer at Tyson Drugs Inc & Tiffany Capps, CPhT, Pharmacy Ops and Communications Expert, CPESN USA

Click [HERE](#) to watch the recorded webinar.

To successfully sync all of a patient's medications to the same singular pick-up date will require short filling prescription refills around the determined anchor medication that sets the patient sync date. Use the steps outlined below and recorded Max My Sync webinars to better understand short fill opportunities and helpful overrides along the way.

Short Fill Review

What is a Short Fill?: When the quantity and day supply on a prescription fill is adjusted down in order to align with a patient's sync date. It is called a short fill because the quantity dispensed is less than the typical 30 or 90 day supply the patient is accustomed to. Click to access [Adjusting a Patient's Sync Date](#) one-pager for different short fill scenarios.

How to Calculate Short Fill Quantities: Watch the previous Max My Sync webinar recordings for a detailed review on how to calculate short fills based on difficulty. Click to access webinar replays for [Level 1](#), [Level 2](#), and [Level 3](#) anchors.



See pages 2 - 6 for a steps to sync a patient medication profile with short fills

Short Fill Submission Clarification Codes to Know

47 - Shortened Days' Supply Fill - used to prorate patient copay for the shortened days' supply; use when first setting a medication to sync schedule

48 - Fill Subsequent to a Shortened Days' Supply Fill - used to override the refill-too-soon reject after a first sync time shortened days' supply fill

61 - Medication Synchronization Override - used to submit reason for fill is medication synchronization



Click [HERE](#) to find all of the **Flip the Pharmacy** change packages and other practice transformation resources

Scan QR Code or Click [HERE](#) to Access Workflow Wednesdays Webinars and Social Learning Communities



Workflow WEDNESDAYS

Max My Sync

Syncing a Patient Medication Profile with Short Fills

Step One: Identify the Anchor Med and Establish the Sync Date of 12/01.

Medication	Last Filled	Next Fill Due	Action
Med A (\$)	10/20/23	11/19/23	-
Anchor Med (\$\$\$)	11/01/23	12/01/23	Identify Anchor & Set Sync Date for 12/01
Med B (\$)	11/03/23	12/03/23	-
Med C (\$)	11/11/23	12/11/23	-



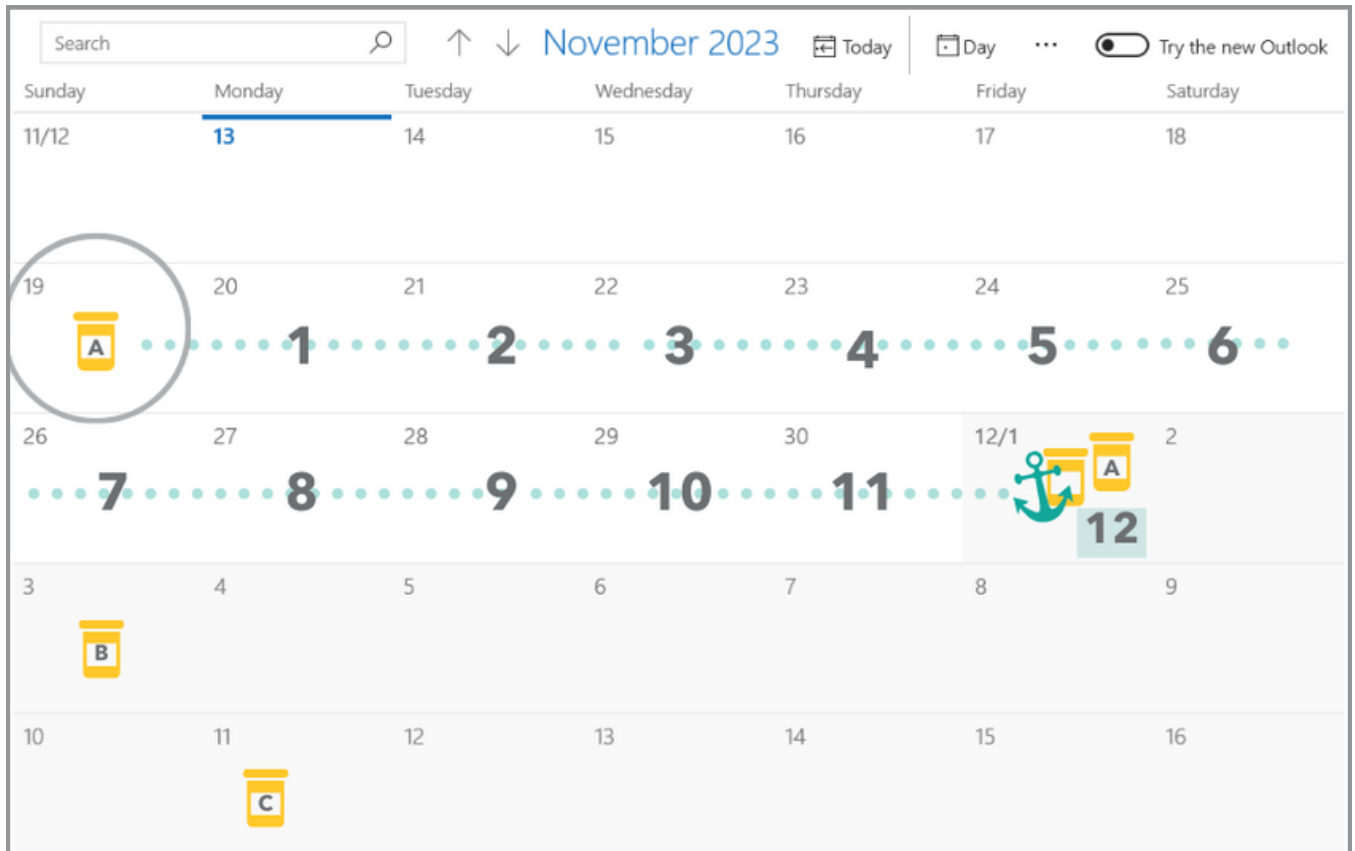
Workflow WEDNESDAYS

Max My Sync

Syncing a Patient Medication Profile with Short Fills

Step Two: On 11/19 Short Fill Med A for 12 Day Supply to align with sync date of 12/01.

Medication	Last Filled	Next Fill Due	On 11/19 Fill...	Use SCC?
Med A (\$)	10/20/23	11/19/23	Short Fill 12 Day Supply	SCC 47
Anchor Med (\$\$\$)	11/01/23	12/01/23	-	-
Med B (\$)	11/03/23	12/03/23	-	-
Med C (\$)	11/11/23	12/11/23	-	-





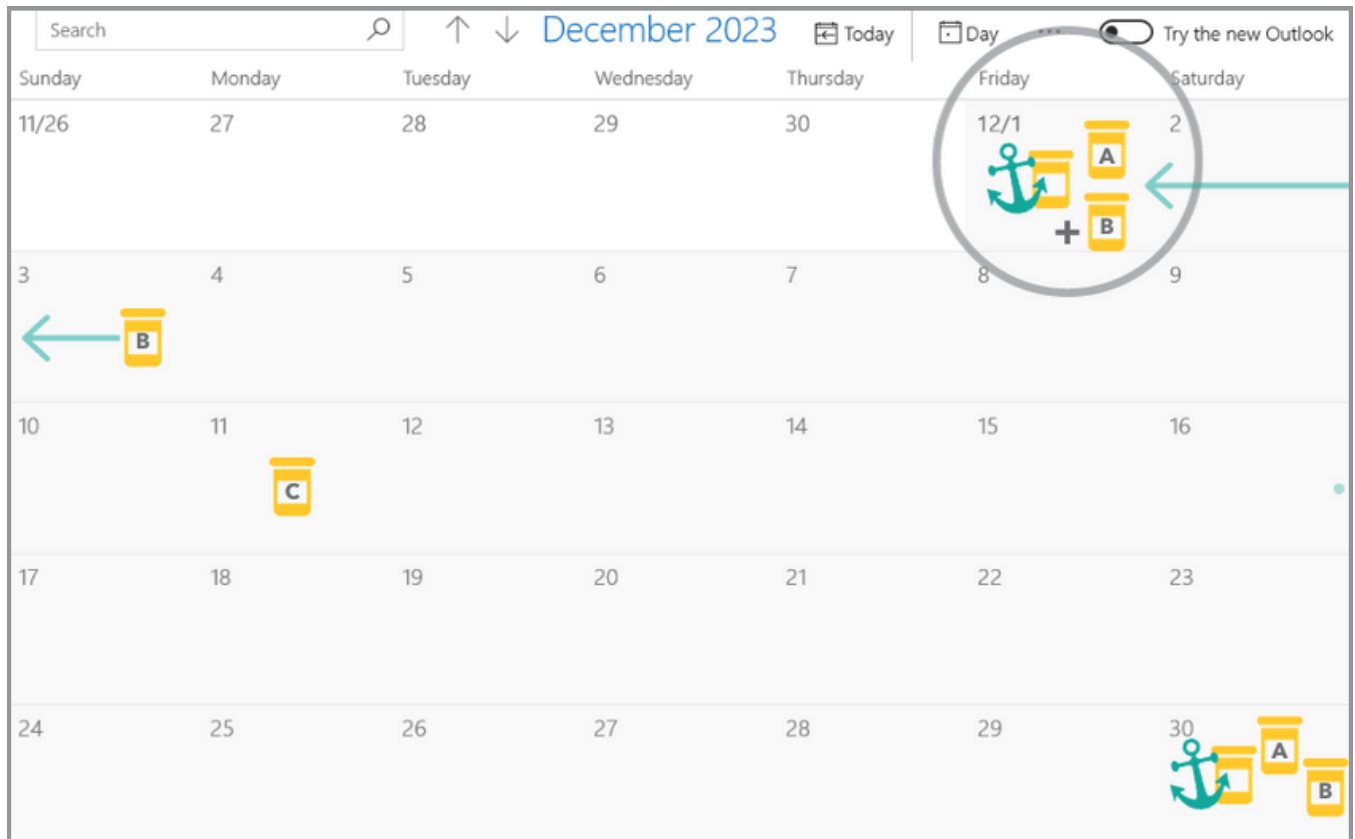
Workflow WEDNESDAYS

Max My Sync

Syncing a Patient Medication Profile with Short Fills

Step Three: On 12/01, move Med B up to two days to combine with Anchor med and Med A. Fill all three medications for a full 30 day supply on the one single fill date.

Medication	Last Filled	Next Fill Due	On 12/01 Fill...	Use SCC?
Med A (\$)	11/19/23	12/01/23	Fill Full 30 Day Supply	SCC 48
Anchor Med (\$\$\$)	11/01/23	12/01/23	Fill Full 30 Day Supply	-
Med B (\$)	11/03/23	12/03/23	Full 30 Day Supply (2 Days Early)	SCC 61
Med C (\$)	11/11/23	12/11/23	-	-





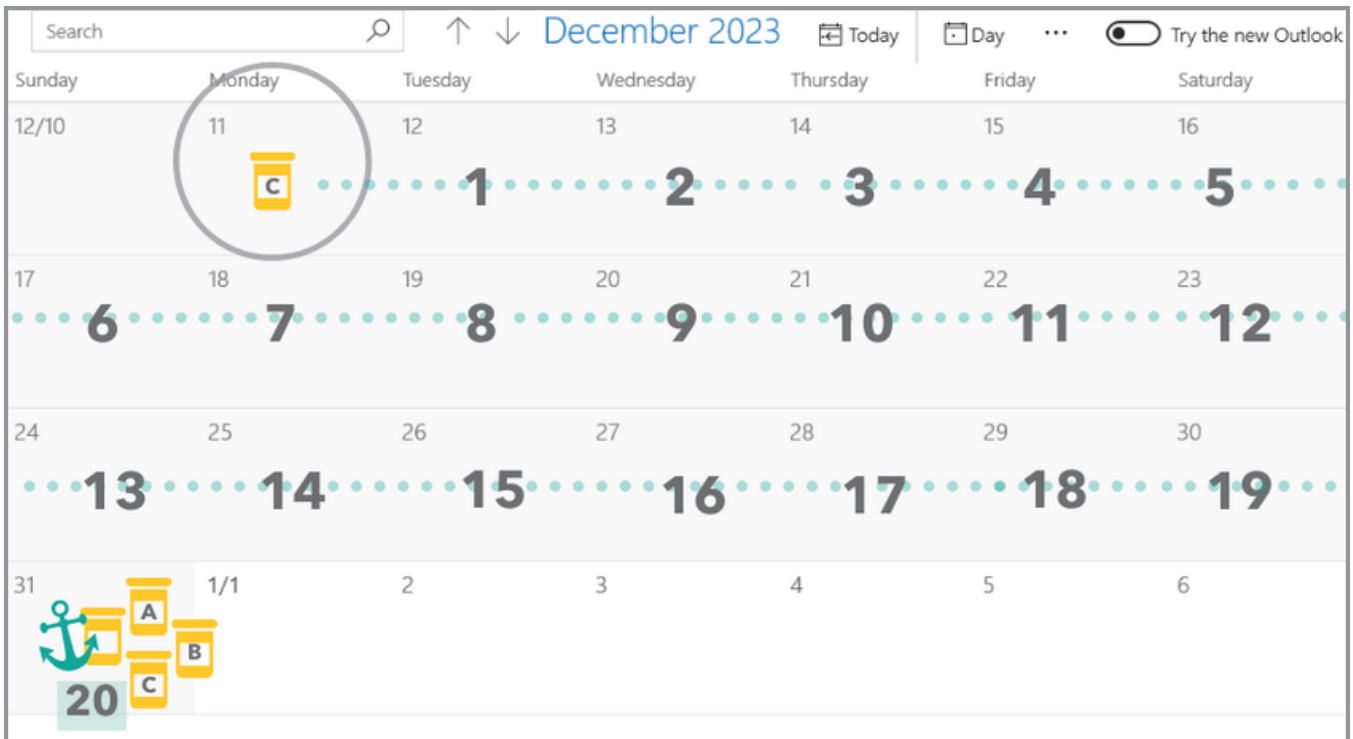
Workflow WEDNESDAYS

Max My Sync

Syncing a Patient Medication Profile with Short Fills

Step Four: On 12/11 Short Fill Med C for 20 Day Supply to align with all other medications on next sync date of 12/31.

Medication	Last Filled	Next Fill Due	On 12/11 Fill...	Use SCC?
Med A (\$)	12/01/23	12/31/23	-	-
Anchor Med (\$\$\$)	12/01/23	12/31/23	-	-
Med B (\$)	12/01/23	12/31/23	-	-
Med C (\$)	11/11/23	12/11/23	Short Fill 20 Day Supply	SCC 47





Workflow WEDNESDAYS

Max My Sync

Syncing a Patient Medication Profile with Short Fills

Step Five: CONGRATULATIONS! All medications refills are synced. Fill all medications for a full 30 day supply on 12/31.

Medication	Last Filled	Next Fill Due	On Sync Date 12/31 Fill...
Med A (\$)	12/01/23	12/31/23	Fill Full 30 Day Supply
Anchor Med (\$\$\$)	12/01/23	12/31/23	Fill Full 30 Day Supply
Med B (\$)	12/01/23	12/31/23	Fill Full 30 Day Supply
Med C (\$)	11/11/23	12/31/23	Fill Full 30 Day Supply

The image shows a screenshot of an Outlook calendar for January 2024. The calendar is in 'Day' view. A large yellow oval with the text 'Sync Complete!' is centered over the calendar. In the top-left corner of the calendar, there is a date marker for 12/31 with three pill icons labeled A, B, and C. In the bottom-right corner, there is a date marker for 2/1 with three pill icons labeled A, B, and C. The calendar interface includes a search bar, navigation arrows, and a 'Try the new Outlook' toggle.